600080

H87PL63L.

2016

H/p

2016 28, 530, 482. 57 10%
2, 853, 048. 26 25, 677, 434. 31
421, 969, 146. 12 2016 447, 646, 580. 43
2016 2016
2016 305, 295, 872. 00 10 0. 3
9, 158, 876. 16 33. 55%

√ □

√ □

.....3

.....3

.....6

.....10

.....29

.....40

.....44

.....45

.....49

.....52

.....53

.....147

1b8 H

		2016 1 1 2016 12 31
GMP		

18 .1C

	GINWA ENTERPRISE GROUP INC.
	GINWA

	202	202
	029-88336635	029-88336635
	029-81778626	029-81778626
	irm@ginwa.com.cn	irm@ginwa.com.cn

	202
	710065
	202
	710065
	http://www.ginwa.com.cn
	irm@ginwa.com.cn

	www.sse.com.cn

□ √

□ √

□ √

2016

	1-3	4-6	7-9	10-12
	141,198,303.74	163,607,455.69	171,029,325.24	190,810,408.12
	3,041,021.22	9,565,121.60	12,835,913.73	1,857,047.35
	3,411,239.96	9,631,363.48	11,766,256.99	-283,600.14
	7,722,008.22	1,438,217.53	28,564,300.36	3,951,960.64

□ √

√ □

: :

	2016		2015	2014
	-363,709.21		-62,187.24	-479,982.15
	333,500.00	—	800,000.00	1,429,000.00
	461,228.70			
	-1,752,393.12		3,981,558.97	

				516,664.60
	4,598,981.73		2,632,986.35	1,704,702.77
	-9,786.69		-952.80	-20,290.04
	-493,977.80		-1,095,039.21	-463,383.76
	2,773,843.61		6,256,366.07	2,686,711.42

√ □

	33,783,973.12	23,365,159.36	-10,418,813.76	-2,299,765.54
	33,783,973.12	23,365,159.36	-10,418,813.76	-2,299,765.54

□ √

18 .P

2012

:

1
1

2

GMP SOP

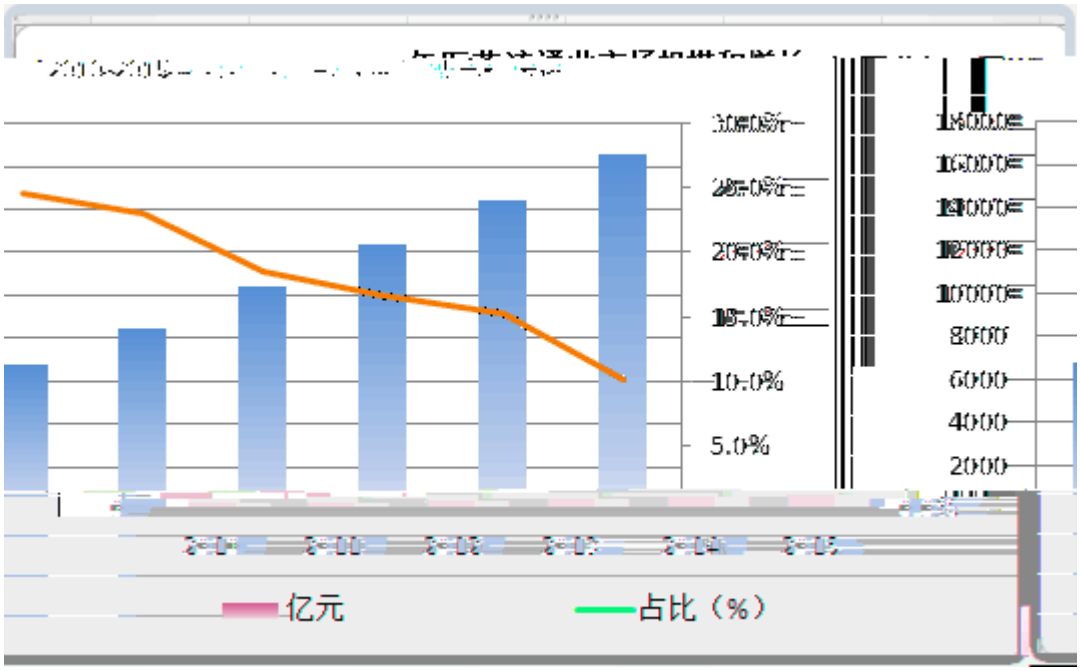

3

4

66, 664. 55 8. 70 %

48 620. 20 27. 61%,

14, 201. 86 54. 01%

2015

2, 729. 91

7. 54 %

□ √

√ □

0

2

3

〃 〃 〃 〃

4

GMP

18 5:[AAD<

“ ”

1

2016

66,664.55 8.70 %
48 620.20 27.61%,
14,201.86 54.01%

2015
2,729.91
7.54 %

: :

			%
	666,645,492.79	730,144,537.43	-8.70
	246,206,361.86	398,394,826.30	-38.20
	310,987,307.54	236,760,168.25	31.35
	56,607,192.95	60,519,832.93	

				%	%	
	486,201,993.85	83,091,283.85	82.91	27.61	24.10	0.48
	142,018,644.49	136129167.88	4.15	-54.01	-55.28	2.71
	38,736,404.34	26,989,259.09	30.33	-3.94	-0.22	2.60

% % % %

				%	%	%
24 /	1,220.30	1,203.85	120.15	18.18	25.24	118.65
24 /	320.19	315.61	28.06	13.80	22.07	25.39
6 /	265.83	247.78	22.35	39.60	33.07	205.42
15 /	198.70	192.34	16.37	-14.15	-15.26	69.19
20ml/	3,279.51	2,968.50	394.23	30.93	9.48	586.50

2017

(3).

			(%)		(%)	(%)	
		56,067,589.02	67.48	47,656,992.95	71.18	17.65	
		6,999,237.62	8.42	5,223,228.61	7.80	34.00	
		20,024,457.21	24.10	14,073,639.31	21.02	42.28	
		136,129,167.88	100.00	304,392,948.10	100.00	-55.28	
		6,683,620.54	24.76	6,221,587.41	23.00	7.43	
		20,305,638.55	75.24	20,826,429.90	77.00	-2.50	
			(%)		(%)	(%)	
		24,992,929.69	63.83	21,344,187.18	67.07	-3.24	
		1,071,994.77	2.74	689,472.61	2.17	0.57	
		13,089,713.02	33.43	9,788,250.09	30.76	2.67	
		7,534,519.88	60.14	5,562,054.52	62.59	-2.44	
		1,872,720.70	14.95	1,148,033.04	12.92	2.03	
		3,120,601.86	24.91	2,177,011.19	24.50	0.41	
		2,862,338.79	71.06	2,731,629.32	75.23	-4.16	
		886,718.67	22.01	692,633.63	19.07	2.94	
		278,865.87	6.92	206,963.54	5.70	1.22	
		20,677,800.66	75.52	18,019,121.93	79.68	-4.16	
		3,167,803.48	11.57	2,693,089.33	11.91	-0.34	
		3,535,276.46	12.91	1,901,414.49	8.41	4.50	

□ √

(4).

√ □

21,900.10 32.85%

0 0 %

4,198.48 17.05%

0 0%

2.

√ □

			%
	310,987,307.54	236,760,168.25	31.35
	56,607,192.95	60,519,832.93	-6.47
	-44,595.06	-5,453,615.53	99.18
	367,549,905.43	291,826,385.65	25.95

3.

√ □

	7,619,071.89
	8,681,855.69
	16,300,927.58
%	2.45
	46
%	6.09
%	53.26

√ □

3.35% 10.53%

4.

√ □

			%
	41,676,486.75	30,330,523.29	37.41
	-301,120,678.63	-42,421,738.15	-609.83
	149,269,562.50		

□ √

√ □

1.

		%		%	%	
	45,563,378.75	3.16	21,749,354.45	1.73	109.49	1
	23,365,159.36	1.62	33,783,973.12	2.69	-30.84	2
	12,484,377.44	0.86	8,713,995.65	0.69	43.27	3
	55,812,945.09	3.87	40,780,063.57	3.24	36.86	4
	35,362,710.46	2.45	133,988,653.68	10.65	-73.61	5
	272,065,000.00	18.84				6
	18,742,631.55	1.30	13,290,593.38	1.06	41.02	7
	150,000,000.00	10.39				8
	20,258,767.49	1.40	10,386,736.19	0.83	95.04	9

1
2
3
4
5
6
7
8
9

2.

√ □

202 18

5000

10000 www.sse.com.cn 2016 8 27 “ 2016-056 ” 2016 12 15 “ 2016-067 ”

3.

□ √

3
2016 6 29

4
2016 9 30 <2016
>

3
1 CFDA 2015 1 (2016 40
)
2016 2 20 2015 1
(2016 40) 6
30 < >

2
2016 3 5

“ ”

3 CFDA
2016 5 3 CFDA
10
2016 5 31

4 CFDA ( )
2016 8 24 CFDA (
)
1 3
30

2

1

2011

3,318.72 2015 6,223.92 17.02%

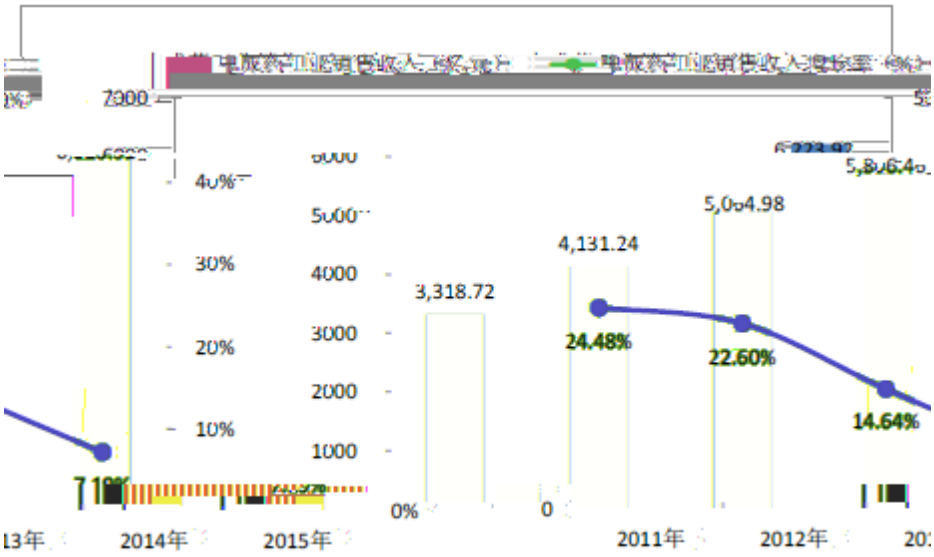

2011 385.34 2015
650.09

10% 2011 -2013
2012
2011 -2015

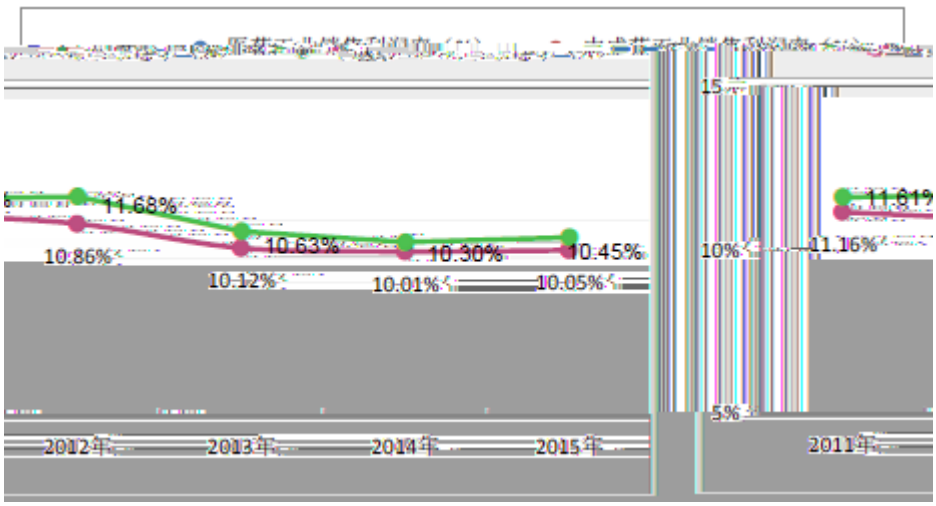

2

12.4%

33% 2020 2.8

2013 2015

21.63 22.64 24.33

6.07%

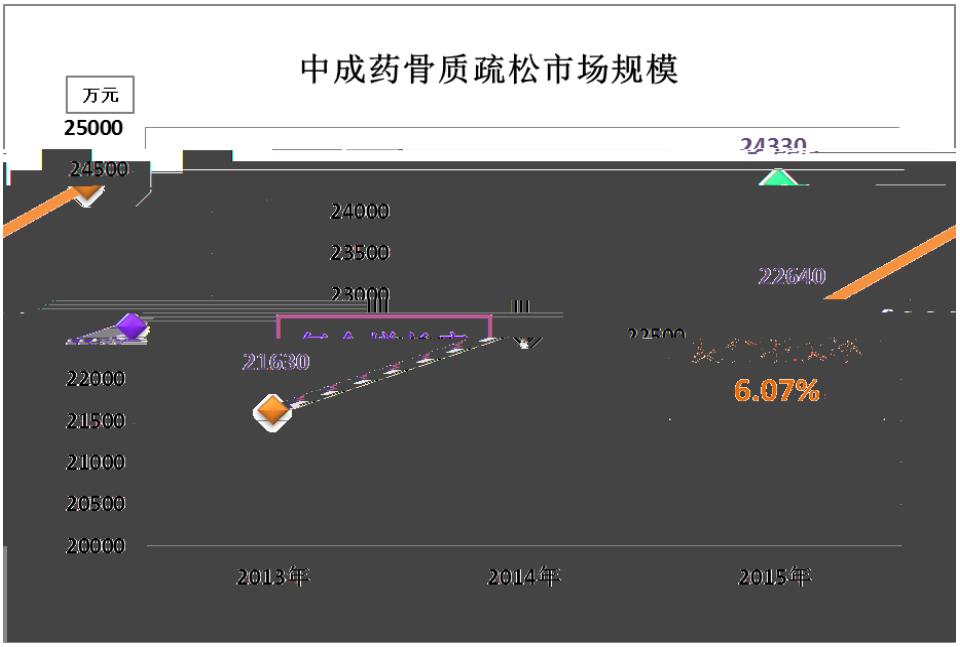

3

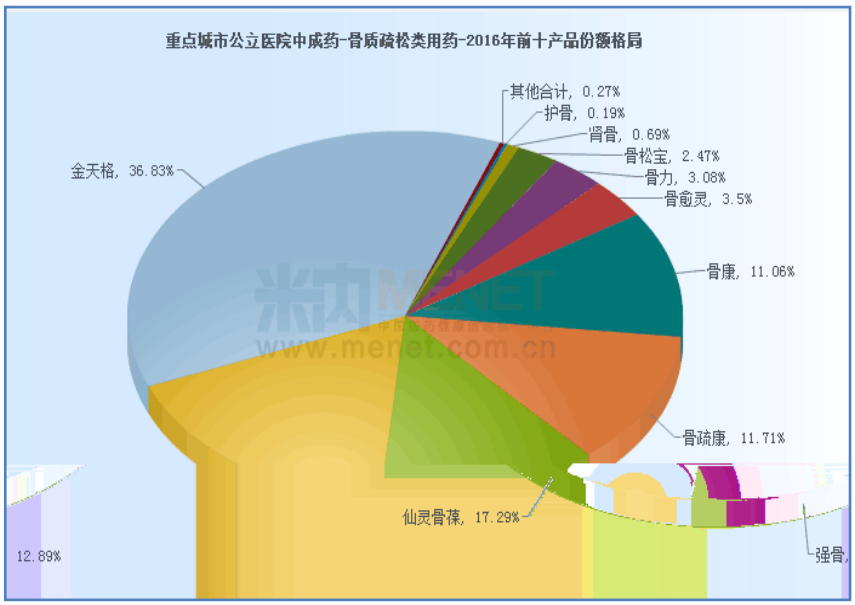

(2).

√ □

√ □

		/					
			2003 8 27 2020 1 14				
			/				
			/				
			/				
			/				

√ □

(2).

√ □

				%	%	%	
	1,129.32	410.76	718.56	1.69	4.59	49.22	
	20.35	6.84	13.51	0.03	0.08	-46.37	
	132.16	42.98	89.18	0.20	0.54	5.30	
	257.82	257.82		0.39	1.05	-45.47	
	43.68	43.50	0.18	0.07	0.18	1,450.56	

1.
(1)
(2) :

(3) ,

2.

1

III

2

3

,

√ □

		%	%

2016	6,389.79	2.23	3.07
2016	3,136.25	1.33	3.09
2016	5,410.46	3.46	2.07
2016	766.87	0.82	0.45
2016	14,529.98	3.11	3.94
2016	23,971.16	6.27	4.50
			9,034.09
			1,630.09
	%		2.45
	%		1.52

√ □

1,630.09 16.29% 2.45%
3.35%

(3).

√ □

				1,529.28	1	0
				181.96	1	0
				1,122.90	1	0
			BE	50.46	31	9

√ □

(4).

□ √

(5).

□ √

(6).

√ □

3.

(1).

√ □

				%	%	%
	404,140,509.42	39,154,637.48	90.31	29.48	23.04	0.51
	32,150,463.15	12,527,842.44	61.03	29.39	40.97	-3.20
	10,570,026.09	4,027,923.33	61.89	-4.44	10.92	-5.28
	39,340,995.19	27,380,880.60	30.40	19.37	21.08	-0.98

√ □

@\

		%
2016	286,488.55	64.90
2016	236,365.31	[redacted]
2016	156,186.31	70.86
2016	93,699.33	81.53

20ml*20 /	12-52	2,968.50
15 /	16.5-28.85	192.34

□ √

(4).

√ □

		%
	269,162,451.42	86.55
	20,606,896.55	6.63
	14,506,359.67	4.66
	2,973,528.27	0.96
	1,418,730.25	0.46
	962,146.25	0.31
	600,643.58	0.19
	405,516.81	0.13
	310,205.24	0.10
	40,829.50	0.01
	310,987,307.54	100

√ □

		%
2016	86,189.94	30.08
2016	38,196.50	16.16
2016	53,099.64	34.00
2016	43,090.57	45.99
2016	250,692.45	53.59
2016	143,405.28	37.54
		102,445.73
		31,098.73
%		46.65

√ □

4.

□ √

1

√ □

29,327.5 29,327.5

		%
	28,327.50	20
	1,000	4.76

(1)

√ □

2016 4 21 2016

(www.sse.com.cn)2016 4 27 “2016-029” 2016 5 14 “2016-036”

2016 11 9

(www.sse.com.cn) 2016 11 10 “2016-062”

(2)

□ √

(3)

□ √

□ √

√ □

		52,750.00	48,775.40	46,164.68	-1,964.22
	/	2,000	3,934.47	239.81	92.48

□ √

( )

√ □

1

2

2016

3

( )

√ □

( )

√ □

2017 80,000 27,400
60,000 11,000
16,000 13,500 4,000
2,900

1

2

3

GMP

4

5

( )

√ □

1

2

3

4

GMP

5

GMP

( )

□ √

□ √

1 [illegible]

√ □

2015 2015

	10	10 ( )	10			(%)
2016		0.3		9,158,876.16	27,299,103.90	33.55
2015		0		0	25,384,136.05	0
2014		0		0	30,950,766.42	0

□ √

□ √

√ □

			200	2016 6 30				2016 6 18 2016 7 5 www.sse.com.cn

□ □ √

□ √

“ ”

□ √

□ √

□ √

□ √

□ √

	53
	7

		22

□ √

□ √

( )

□ √

( )

□ √

□ √

□ √

□ √

□ √

□ √

( )

√ □

	2016 6 18 2016 7 5 www.sse.com.cn “2016-048”

( )

□ √

□ √

√ □

www.sse.com.cn 2016 6 18 “2016-040” 2016 7 5 “2016-048”

□ √

1

□ √

2

√ □

2015

“ 092613
”
2016 7 16 2016
2016
4 1 “ 2016-025 ” 2016 4 18 “ 2016-028 ” 2016 7 18
“ 2016-050 ” 2016 8

□ √

( )

1

□ √

2

□ √

3

□ √

( )

√ □

: :

				( )									
			15,000	2016 4 19	2016 4 19	2016 11 9							
			15,000	2016 4 19	2016 4 19	2016 11 9							
													15,000

A 0

C+D+E	0
	www.sse.com.cn 2016 4 1 “ 2016-025 ” 2016 4 19 “ 2016-028 ” 2016 7 18 2016-050 ” 2016 8 4 2016-052 2016 11 10 2016-063

( )

1

√ □

: :

		300.00	2015 9 1	2016 1 31		300.00	0.80					
		1,500.00	2015 12 31	2016 1 31		1,500.00	4.40					
		100.00	2016 5 1	2016 6 30		100.00	0.50					
		300.00	2016 1 4	2016 2 25		300.00	0.64					
	B	1,000.00	2016 1 7									

		1,000.00	2016 3 8	2016 5 11		1,000.00	8.50					
		2,000.00	2016 5 3	2016 6 8		2,000.00	8.10					
	1	2,298.87	2015 12 21	2016 2 4		2,298.87	3.34					
	1	500.00	2016 1 13	2016 2 23		500.00	1.25					
	1	4,350.01	2016 3 2	2016 3 8		4,350.01	1.86					
	1	499.90	2016 3 3	2016 4 8		499.90	0.97					
	1	500.00	2016 4 6	2016 4 18		500.00	0.66					
	1	300.00	2016 4 19	2016 5 3		300.00	0.46					
	1	2,032.14	2016 4 28	2016 5 3		2,032.14	1.11					
	1	2,000.00	2016 5 10	2016 5 19		2,000.00	1.57					
	1	1,007.42	2016 5 12	2016 6 29		1,007.42	3.30					

HA5VAB8AO3wRA5VABAB@4A4DSBwGEBwaA4DSBwHPtIAUTQBw!ADPBw(Y84V@ADPBweKwADpgQBw(DpgBBBwADPBwPt4

2

□ √

3

□ √

( )

□ √

□ √

( )

√ □

1.

2.

3.

1.	2
2.	0
3.	2

4.

( )

√ □

GMP

( )

□ √

( )

□ √

□ √

18 FP6636R

1

2

□ √

3

□ √

4

□ √

□ √

( )

□ √

□ √

( )

□ √

( )

□ √

( )	26,910
( )	26,841

:

			(%)				
		48,000,000	15.72			46,550,000	
		30,000,000	9.83			30,000,000	
1		6,106,903	2.00			0	
		3,366,700	1.10			0	
		2,880,619	0.94			2,880,619	
		2,597,075	0.85			0	
		2,177,121	0.71			0	
		2,170,000	0.71			0	
		1,900,019	0.62				

	,

□ √

09

□ √

1

√ □

	1995 7 24
	1 4.92% 336,166,156 29.98%

2

□ √

3

□ √

4

□ √

5

√ □

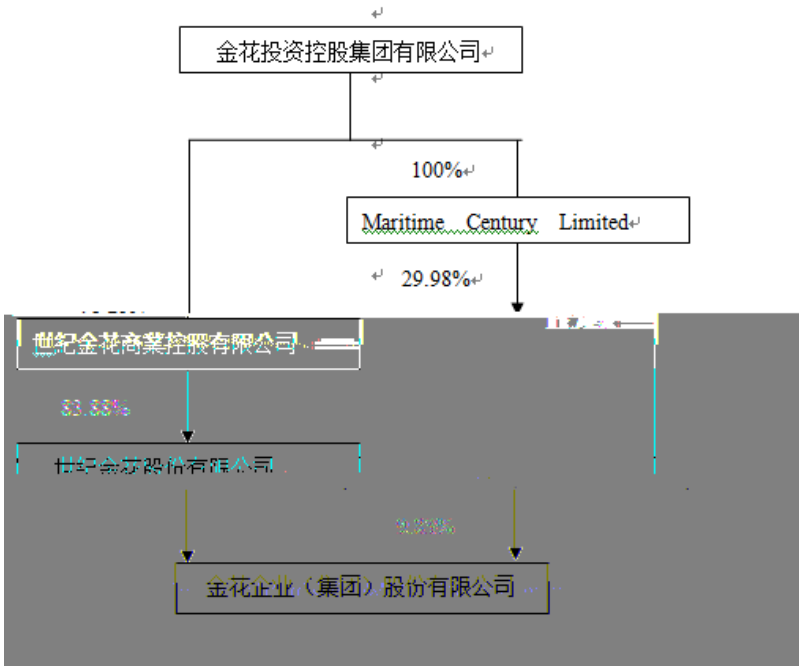
金花投资控股集团有限公司
100%
Maritime Century Limited
29.98%
金花企业（集团）股份有限公司

1

□ √

2

√ □

10	

3

□ √

4

□ √

5

√ □

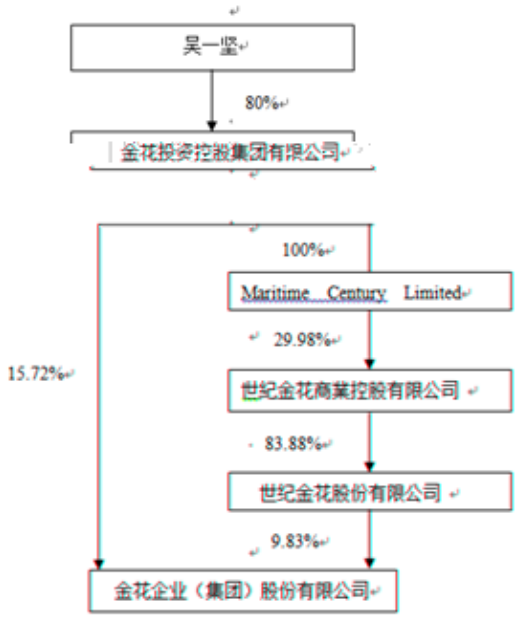
吴一坚
80%
金花投资控股集团有限公司
100%
Maritime Century Limited
29.98%
15.72%
世纪金花商業控股有限公司
83.88%
世纪金花股份有限公司
9.83%
金花企业（集团）股份有限公司

6

□ √

□ √

□ √

□ √

198 N6-.

□ √

√ □

	( )										
			57	2014 6 20	2017 6 19	23,240	23,240				
			60	2014 6 20	2017 6 19						
			54	2014 6 20	2017 6 19	29,050	29,050			65.52	
			47	2014 6 20	2017 6 19					50.10	
			54	2014 6 20	2017 6 19					3	
			63	2014 6 20	2017 6 19					3	
			46	2014 6 20	2017 6 19					3	
			59	2014 6 20	2017 6 19						
			59	2014 6 20	2017 6 19						
			36	2014 6 20	2017 6 19					10.77	
			52	2014 6 25	2017 6 24					43.33	
			54	2014 6 25	2017 6 24					32.15	
			45	2014 6 25	2017 6 24					29.02	
			46	2014 6 25	2017 6 24					26.78	

	1996
	1999 3 2002 4
	2006 1 2011 5 2011 5
	1999 2011 4 2011 4 2011 5 2011 5 2014 6
	1997 2014 6
	1987 2 600557 (834049) 831517 2014 6
	2008 1 2013 6 2013 7 ( ) 2014 6
	1998 2011 4
	2004 10 2014 5
	2003 2011 4
	2008 5
	2010 2 2011 4
	2004 5 2011 4
	2007 2 2014 6 ,2014 6

□ √

√ □

			1990	
			1999	
			2011	
			1998	

			2004	

√ □

			1997	
			1987	
	600557		2015 5	
	(834049)		2015 10	
	831517		2014 7	
	( )		2013	

√ □

	266.67

□ √

□ √

	437
	318
	755
	0
	258
	114
	74
	40
	53
	216
	755
	11
	117
	627
	755

√ □

1.
2.

3.

√ □

1

1

2

3

2

1 “ ”
2
3

5

6

E

7

□ √

2015	2016 4 18	http://www.sse.com.cn	2016 4 19
2016	2016 5 13	http://www.sse.com.cn	2016 5 14
2016	2016 7 5	http://www.sse.com.cn	2016 7 6
2016	2016 8 3	http://www.sse.com.cn	2016 8 4

□ √

		12	12	6	0	0		1
		12	12	6	0	0		3
		12	12	6	0	0		3
		12	12	6	0	0		4
		12	12	6	0	0		1
		12	12	6	0	0		2
		12	12	6	0	0		4

□ √

	12
	6
	6
	0

□ √

□ √

√ □

2016

2016

，

， ，

□ √

□ √

□ √

√ □

√ □

2016 2016

2017 4 7 www.sse.com.cn

□ √

√ □

2016

1w8 .pn-.

□ √

2016

2016 12 31

:

: :

		45,563,378.75	21,749,354.45
		23,365,159.36	33,783,973.12
		12,484,377.44	8,713,995.65
		145,429,905.04	173,553,139.90
		55,812,945.09	40,780,063.57
		11,210,000.00	
		8,086,155.13	9,244,691.79
		48,452,418.13	50,836,843.30

		1,443,952,623.62	1,258,091,728.66
		150,000,000.00	
		52,057,656.76	63,726,224.68
		5,079,682.49	6,904,818.60
		6,405,979.12	5,563,537.55
		20,258,767.49	10,386,736.19
		392,600.00	392,600.00
		130,205,125.66	119,068,541.45
		364,399,811.52	206,042,458.47
		5,779,531.25	6,083,717.11
		5,779,531.25	6,083,717.11
		370,179,342.77	212,126,175.58
		305,295,872.00	305,295,872.00
		252,598,614.91	252,598,614.91

		1,642,770.20	1,634,751.77
		1,081,046,783.81	814,883,391.15
		1,386,131,081.98	1,185,275,161.99
		150,000,000.00	
		14,764,308.65	13,070,616.25
		231,843.78	152,835.28
		1,828,420.66	1,887,557.38
		19,394,075.76	9,500,226.47
		392,600.00	392,600.00
		126,411,516.46	115,693,492.51
		313,022,765.31	140,697,327.89
		313,022,765.31	140,697,327.89
		305,295,872.00	305,295,872.00
		214,589,498.65	214,589,498.65
		105,576,365.59	102,723,317.33
		447,646,580.43	421,969,146.12

		1,073,108,316.67	1,044,577,834.10
		1,386,131,081.98	1,185,275,161.99

2016 1—12

: :

		666,645,492.79	730,144,537.43
		666,645,492.79	730,144,537.43
		626,619,236.62	705,942,866.89
		246,206,361.86	398,394,826.30
		12,608,149.68	8,591,900.07
		310,987,307.54	236,760,168.25
		56,607,192.95	60,519,832.93
		-44,595.06	-5,453,615.53
		254,819.65	7,129,754.87
“ ”		-2,299,765.54	361,917.12
“ ”		1,008,601.12	4,168,035.50
“ ”			
“ ”		38,735,091.75	28,731,623.16
		5,145,759.75	7,669,246.11
			2,713.27
		576,987.23	4,298,447.00
		363,709.21	64,900.51
“ ”		43,303,864.27	32,102,422.27
		15,496,136.50	6,345,600.17
“ ”		27,807,727.77	25,756,822.10
		27,299,103.90	25,384,136.05
		508,623.87	372,686.05

1.			
2.			
1.			
2.			
3.			
4.			
5.			
6.			
		27,807,727.77	25,756,822.10
		27,299,103.90	25,384,136.05
		508,623.87	372,686.05
(/)		0.0894	0.0832
(/)		0.0894	0.0832

0 ,

0

2016 1—12

: :

		486,201,993.85	380,991,649.30
		83,091,283.86	66,953,860.89
		8,308,967.33	6,118,150.33
		305,529,547.24	232,459,181.72
		28,682,660.49	25,952,283.62
		559,927.05	-3,977,610.41
		18,651,516.98	32,027,622.43
“ ”		-2,299,765.54	361,917.12
“ ”		983,545.51	4,168,035.50
“ ”		40,061,870.87	25,988,113.34
		5,108,022.69	7,572,273.00
		545,629.41	4,242,021.50

		363,709.21	
“ ”		44,624,264.15	29,318,364.84
		16,093,781.58	6,060,461.54
“ ”		28,530,482.57	23,257,903.30
1.			
2.			
1.			
2.			
3.			
4.			
5.			
6.			
		28,530,482.57	23,257,903.30
(/)			
(/)			

2016 1—12

	41	3,225,550.65	14,021,013.41
		723,880,266.09	828,961,406.66
		219,971,802.07	418,368,646.67

		730,437.50	
		149,269,562.50	
		-41,950,876.31	-39,964,496.58
		72,436,943.98	112,401,440.56
		30,486,067.67	72,436,943.98

2016 1—12

: :

Y

4													

1

[redacted]

1													

2

[redacted]

	305,295,872.00				214,589,498.65				102,723,317.33	421,969,146.12	1,044,577,834.10
	305,295,872.00				214,589,498.65				102,723,317.33	421,969,146.12	1,044,577,834.10
“ ”									2,853,048.26	25,677,434.31	28,530,482.57
										28,530,482.57	28,530,482.57
1											
2											
3											
4											
									2,853,048.26	-2,853,048.26	
1									2,853,048.26	-2,853,048.26	
2											
3											
1											
2											
3											
4											
1											
2											
	305,295,872.00				214,589,498.65				105,576,365.59	447,646,580.43	1,073,108,316.67

	305,295,872.00				214,589,498.65				100,397,527.00	401,037,033.15	1,021,319,930.80
	305,295,872.00				214,589,498.65				100,397,527.00	401,037,033.15	1,021,319,930.80
“ ”									2,325,790.33	20,932,112.97	23,257,903.30
										23,257,903.30	23,257,903.30
1											
2											
3											
4											
									2,325,790.33	-2,325,790.33	
1									2,325,790.33	-2,325,790.33	
2											

1.

√ □

“ ” “ ”

1996 23 1996
2 1997 4 24
[1997]178 179 6 12
“600080” 204,800,000.00 2000 8
230,835,200.00 99,840,000.00 2006 6 12

99,840,000.00
10 7.458
305,295,872.00 202
2017 4 5

2016 2 “
” 0 0

“ ”

2.

√ □

1.

—— 33 76 2006 2
15 41
“ ”
15 —— 2014

2.

□ √

√ □

26 “ ”

30 “ ”

1.

2016 12 31 2016

2014

15

2.

1 1 12 31

3.

√ □

12

4.

5.

√ □

1

2

12

12

5 2012 19 33 ——
“ ” 5 2 “
” “ ” 13 “ ”
“ ”

6.
√ □
1

2

“ ”

rp

2 —— 22 ——

13“ ” 9“ HVOrp4/Jh168B>

”

“

1

“ ”

13 2 “ ”

rp\(FJEKgP

2

3

“ ”

“ ”

10.

√ □

1

2

A.

Ő B. ŏ ɔ

C.

-
-

-

ω

“ ” 20% “
” 12 20

4

Ž

6

7

8

9

11.

(1).

√ □

	100

(2).

√ □

√ □

	(%)	(%)
1 1	5	5
1		
1 2	10	10
2 3	20	20

3		
3 4	30	30
4 5	40	40
5	50	50

1

2

14.

√ □

9

“ ”

1

“ ”

“ ”

“ ”

“ ”

“ ”

22 ——

2

20 ——

5 2 “

”

15.

(1).

20 “ ”

16.

(1).

√ □

(2).

√ □

			%	%
		10-50	5	9.50-1.90
		10-30	5	9.50-3.167

		8	5	11.875
		5	5	19.00

(3).

√ □

17.

(2).

√ □

III

,

3

20“ ”

20.

√ □

21.

√ □

22.

(1)

√ □

(2)

√ □

(3)

√ □

(4)

√ □

23.

√ □

1
2
3

1

2

24.

√ □

1

/

2

3

3

( )

( )

( )

4

5

27.

(1)

√ □

(2)

√ □

28.

√ □

1

7 2 œ¾Ç+f

Ô ù ´

(2)

√ □

1

2

30.

√ □

13“ ”

31.

(1)

□ √

(2)

□ √

32.

□ √

1.

√ □

		17% 6% 5%
		5%
		7%
		15% 25%

√ □

	15%
	25%
	25%

5%

[2016]36

2016 5 1 6%

5

2.

√ □

2015 15% 2016 15%

15% 2016 2016 2018

15%

1

√ □

	402,000.74	263,117.59
	45,161,378.01	21,486,236.86
	45,563,378.75	21,749,354.45

2

√ □

	23,365,159.36	33,783,973.12
	23,365,159.36	33,783,973.12

3

□ √

4

(1).

√ □

	12,484,377.44	8,713,995.65
	12,484,377.44	8,713,995.65

(2).

□ √

(3).

√ □

	14,196,460.38	
	14,196,460.38	

(4).

□ √

□ √

5

(1).

√ □

		(%)		(%)			(%)		(%)	
	153, 786, 401. 12	100. 00	8, 356, 496. 08	5. 43	145, 429, 905. 04	183, 031, 850. 08	100. 00	9, 478, 710. 18	5. 18	173, 553, 139. 90

0 / 0

√ □

			(%)
1			
1			
1	143,377,408.24	7,168,870.41	5.00
1 2	9,649,345.24	964,934.52	10.00
2 3	341,037.29	68,207.46	20.00
3			
3 4	232,003.71	69,601.11	30.00
4 5	84,207.38	33,682.95	40.00
5	102,399.26	51,199.63	50.00
	153,786,401.12	8,356,496.08	

□ √

□ √

(2).

0 958,694.21

□ √

(3).

√ □

	163,519.89

√ □

		58,884.00			
		13,027.42			
	/	71,911.42	/	/	/

□ √

(4).

√ □

57,946,965.60

37.68%

2,897,348.28

(5).

□ √

(6).

□ √

□ √

6

(1).

√ □

		(%)		(%)
1	39,192,930.65	70.23	29,059,903.78	71.26
1 2	4,935,869.68	8.84	8,080,571.79	19.82
2 3	8,044,556.76	14.41	3,639,588.00	8.92
3	3,639,588.00	6.52		
	55,812,945.09	100.00	40,780,063.57	100.00

1

1

8,000,000.00 ,

3,639,588.00 1 2,595,014.98

2 917,340.00 3 887,213.20

(2).

√ □

23,069,588.00

41.33%

7

(1).

□ √

(2).

□ √

□ √

8

(1).

√ □

( )		
	11,210,000.00	
	11,210,000.00	

(2).

□ √

□ √

9

(1).

√ □

		(%)		(%)			(%)		(%)	
	9,176,273.76	96.83	1,090,118.63	11.88	8,086,155.13	10,143,622.48	95.02	898,930.69	8.86	9,244,691.79
	300,000.00	3.17	300,000.00	100.00		531,267.00	4.98	531,267.00	100.00	
	9,476,273.76	/	1,390,118.63	/	8,086,155.13	10,674,889.48	/	1,430,197.69	/	9,244,691.79

□ √

√ □

1			
1			
1	4,534,714.80	226,735.74	5.00

(3).

√ □

	361,881.46

√ □

		128,623.55			
		231,202.00			
	/	359,825.55	/	/	/

□ √

(4).

√ □

	5,207,083.07	4,552,454.84
	4,242,190.69	5,886,332.64
	27,000.00	236,102.00
	9,476,273.76	10,674,889.48

(5).

√ □

KOH

ï □

(7).

□ √

(8).

□ √

□ √

10

(1).

√ □

	7,654,372.33		7,654,372.33	4,892,064.27		4,892,064.27
	9,090,215.37		9,090,215.37	10,097,551.17		10,097,551.17
	24,374,963.29		24,374,963.29	21,327,315.97		21,327,315.97
	2,469,409.47		2,469,409.47	1,648,421.60		1,648,421.60
	3,061,866.09		3,061,866.09	5,026,172.53		5,026,172.53
	1,801,591.58		1,801,591.58	7,845,317.76		7,845,317.76
	48,452,418.13		48,452,418.13	50,836,843.30		50,836,843.30

(2).

□ √

(3).

□ √

(4).

□ √

□ √

11

□ √

12

□ √

13

√ □

	35,128,050.66	133,988,653.68
–	234,659.80	

	35, 362, 710. 46	133, 988, 653. 68

“ ”	10, 100, 000. 00	
“ ”	7, 000, 000. 00	
“ ”	5, 000, 000. 00	
“ E ”	5, 000, 000. 00	
“ ”	1, 000, 000. 00	
“ ”	4, 000, 000. 00	
“ ”	3, 000, 000. 00	
“ 1 ”	28, 050. 66	
	35, 128, 050. 66	

	15,427.67	1,000.00		16,427.67					/	
				4.76%					1000.00	

(4).

□ √

(5).

□ √

15

(1).

□ √

(2).

□ √

(3).

□ √

16

(1)

□ √

(2)

□ √

(3)

□ √

□ √

17

√ □

		283,275,000.00					11,210,000.00			272,065,000	
		283,275,000.00					11,210,000.00			272,065,000	
	3,750,000.00									3,750,000.00	3,750,000.00
	3,750,000.00									3,750,000.00	3,750,000.00
	3,750,000.00	283,275,000.00					11,210,000.00			275,815,000.00	3,750,000.00

1 10%
11.11% 10% 2016 12 17 1/3
20 2 75%
3,750,000.00

18

(1).

1.	3,661,129.71			3,661,129.71
2.				
1				
2 \ \				
3				
3.				
1				
2				
4.	3,661,129.71			3,661,129.71
1.	1,644,802.62			1,644,802.62
2.	86,951.88			86,951.88
1	86,951.88			86,951.88
3.				
1				
2				
4.	1,731,754.50			1,731,754.50
1.				
2.				
1				
3				
1				
2				
4.				
1.	1,929,375.21			1,929,375.21
2.	2,016,327.09			2,016,327.09

(2).

□ √

□ √

19

(1).

√ □

1.	534, 869, 082. 64	106, 524, 927. 04	4, 875, 358. 58	26, 629, 366. 24	

	1,352,141.28	1,043,299.86	214,079.57	94,761.85	

(3).

□ √

(4).

□ √

(5).

□ √

20

(1).

√ □

	168,997,480.78		168,997,480.78	168,997,480.78		168,997,480.78
	2,083,526.12		2,083,526.12	1,528,491.59		1,528,491.59
	245,596.81		245,596.81	86,300.00		86,300.00
A				30,283,794.17		30,283,794.17
	171,326,603.71		171,326,603.71	200,896,066.54		200,896,066.54

(2).

√ □

							(%)				(%)	
		168,997,480.78				168,997,480.78						
		1,528,491.59	555,034.53			2,083,526.12						
	656,000,000.00	86,300.00	159,296.81			245,596.81	0.04					
A	37,500,000.00	30,283,794.17	78,272.00	30,362,066.17			100.00					
	693,500,000.00	200,896,066.54	792,603.34	30,362,066.17		171,326,603.71	/	/			/	/

(3).

□ √

□ √

21

□ √

22

□ √

23

(1).

□

(1)								
4.	36,985,600.00	253,850.00	808,000.00	18,104,931.39	7,452,551.37	1,041,307.17	1,546,884.38	66,193,124.31

1.

(2).

□ √

26

√ □

JTGJZ	765,401.34	3,265,790.69				4,031,192.03
TSLC	2,996,004.14	891,711.46			891,711.46	2,996,004.14
JTGOA	993,962.24	1,572,845.61				2,566,807.85
JTGZB	1,785,767.06	394,438.54				2,180,205.60
JTGCD	1,954,155.16					1,954,155.16
JTGGZ	722,641.49	1,086,465.54				1,809,107.03
GFT	1,000,000.00					1,000,000.00
GFYA	525,363.31					525,363.31
BHSC	502,821.78	1,796.88				504,618.66
BGE	149,316.46	135,026.21				284,342.67
AKP	9,902.00					9,902.00
ADFT						
JTGLC	1,853,237.96	452,847.66	2,306,085.62			
OTF	32,020.44			32,020.44		
JTGPJ		413,207.54				413,207.54
CRM		314,649.45				314,649.45
HR		153,076.11				153,076.11
	13,290,593.38	8,681,855.69	2,306,085.62	32,020.44	891,711.46	18,742,631.55

27

(1).

□ √

(2).

□ √

□ √

□ √

28

√ □

	290,444.56		62,238.12		228,206.44
	290,444.56		62,238.12		228,206.44

29 /

(1).

√ □

	8,360,089.65	1,254,013.45	8,650,004.20	1,297,500.63
	2,299,765.54	344,964.83		
	10,659,855.19	1,598,978.28	8,650,004.20	1,297,500.63

(2).

√ □

	23,118,125.00	5,779,531.25	24,334,868.44	6,083,717.11
	23,118,125.00	5,779,531.25	24,334,868.44	6,083,717.11

(3).

□ √

(4).

√ □

	1,616,128.87	1,692,219.43
	1,616,128.87	1,692,219.43

(5).

□ √

□ √

30

□ √

31

(1).

√ □

	150,000,000.00	
	150,000,000.00	

1 10,000.00
2016 12 19 2017 12 18 4.785%

2 5,000.00 2016 9 5 2017 9 4 5.655%

76

(2).

□ √

□ √

□ √

32

□ √

33

□ √

34

□ √

35

(1).

√ □

	50,841,120.76	62,919,690.68
	1,216,536.00	806,534.00
	52,057,656.76	63,726,224.68

5,563,537.55

	52,090.20	17,286.65
	45,306.67	45,701.77
	20,258,767.49	10,386,736.19

39

□ √

□ √

□ √

40

√ □

	392,600.00	392,600.00
\		
	392,600.00	392,600.00

1

4 22,870.91

67,329.09 262,400.00

40,000.00

41

(1).

√ □

	36,648,116.43	54,926,520.38
	33,750,000.00	
	27,016,611.19	24,079,720.10
	24,583,152.49	34,173,861.43
	8,207,245.55	5,888,439.54
	130,205,125.66	119,068,541.45

(2).

√ □

	3,160,500.00	
	600,000.00	
	3,760,500.00	/

42

□ √

43 1

□ √

44

□ √

□ √

45

(1).

□ √

□ √

46

(1).

□ √

(2).

□ √

(3).

□ √

(4).

□ √

□ √

□ √

47

(1)

□ √

48

□ √

(1)

□ √

(2)

□ √

□ √

□ √

□ √

□ √

49

□ √

50

□ √

51

□ √

□ √

□ √

52

□ √

53

√ □

		+					
	305,295,872.00						305,295,872.00

54

(1)

□ √

(2)

□ √

□ √

55

√ □

	202,187,281.60			202,187,281.60
	50,411,333.31			50,411,333.31
	252,598,614.91			252,598,614.91

56

□ √

57

□ √

58

□ √

59

√ □

	101,857,258.91	2,853,048.26		104,710,307.17
	866,058.42			866,058.42
	102,723,317.33	2,853,048.26		105,576,365.59

10%

50%

60

√ □

	384,537,395.36	361,479,049.64
+		
	384,537,395.36	361,479,049.64
	27,299,103.90	25,384,136.05
	2,853,048.26	2,325,790.33
	408,983,451.00	384,537,395.36

1 0

2 0

3 0

4 0

5 0

61

√ □

	665,339,331.03	246,043,969.98	728,926,075.89	398,171,005.39
	1,306,161.76	162,391.88	1,218,461.54	223,820.91
	666,645,492.79	246,206,361.86	730,144,537.43	398,394,826.30

62

√ □

	566,622.17	2,328,629.15
	4,160,451.95	3,653,644.71
	1,783,050.83	2,609,626.21
	3,927,799.11	
	417,356.20	
	21,405.00	
	171,242.98	
	1,188,700.56	
	371,520.88	
	12,608,149.68	8,591,900.07

63

√ □

	269,162,451.42	200,061,635.52
	20,606,896.55	16,809,476.89
	14,506,359.67	14,555,215.08
	2,973,528.27	2,275,744.42
	1,418,730.25	1,327,824.26
	962,146.25	282,688.54
	600,643.58	617,430.00
	405,516.81	337,314.37
	310,205.24	5,949.44
	40,829.50	486,889.73
	310,987,307.54	236,760,168.25

64

√ □

67

√ □

	-2,299,765.54	361,917.12
	-2,299,765.54	361,917.12

68

√ □

		186,476.53
	547,372.42	3,981,558.97
	461,228.70	
	1,008,601.12	4,168,035.50

69

√ □

		2,713.27	
		2,713.27	
	39,048.84	49,913.18	39,048.84
	4,669,781.36	2,144,191.57	4,669,781.36

2015	213,300.00		
2016	115,200.00		
	5,000.00		
		100,000.00	
		4,649,941.43	
		300,000.00	
2014		400,000.00	
	333,500.00	5,449,941.43	/

□ √

70

√ □

	363,709.21	64,900.51	363,709.21
	363,709.21	64,900.51	363,709.21
	99,767.58		99,767.58
		3,900,428.68	
		57,460.50	
	5,045.91	5,391.25	5,045.91
	87,484.83	114,532.72	87,484.83
	20,000.00	50,000.00	20,000.00
	979.70	105,733.34	979.70
	576,987.23	4,298,447.00	576,987.23

71

(1)

√ □

	16,101,800.01	6,765,920.59
	-605,663.51	-420,320.42
	15,496,136.50	6,345,600.17

(2)

√ □

	43,303,864.27
/	6,495,579.64

	92,477.07
	8,919,493.37
	-11,413.58
	15,496,136.50

□ √

72

□ √

73

(1).

√ □

	1,235,268.3	422,805.30
	1,020,263.60	5,650,982.44
	335,745.27	
	333,500.00	800,000.00
	73,244.20	
		1,929,292.24
	227,529.28	342,329.28
		4,875,604.15
	3,225,550.65	14,021,013.41

(2).

√ □

	306,784,926.62	256,862,264.44
	11,430,000.00	1,996,760.00
	1,803,431.48	
	320,018,358.10	258,859,024.44

(3).

√ □

:

	355,563,372.17	

	355,563,372.17	

(4).

√ □

	390,691,422.83	0.00
	390,691,422.83	0.00

(5).

□ √

(6).

□ √

74

(1)

√ □

1		
	27,807,727.77	25,756,822.10
	254,819.65	7,129,752.87
	22,495,679.17	21,725,275.85
	3,769,707.20	3,744,571.63
	62,238.12	45,372.45
“ ”	363,709.21	-62,187.24
“ ”		
“ ”	2,299,765.54	-361,917.12
“ ”	753,223.20	
“ ”	-1,008,601.12	-4,168,035.50
“ ”	-301,477.65	-116,134.56
“ ”	-304,185.86	-304,185.86
“ ”	2,384,425.17	1,264,099.60
“ ”	8,734,238.16	5,150,347.66
“ ”	-25,634,781.81	-29,473,258.59
	41,676,486.75	30,330,523.29
2		
3		
	45,563,378.75	21,749,354.45
	21,749,354.45	22,589,974.54

		133,988,653.68
	133,988,653.68	145,239,248.45
	-110,174,629.38	-12,091,214.86

(2)

□ √

(3)

□ √

(4)

√ □

	45,563,378.75	21,749,354.45
	402,000.74	263,117.59
	45,161,378.01	21,486,236.86
		133,988,653.68
	45,563,378.75	155,738,008.13

75

“ ”

□ √

76

√ □

	352,922,998.34	
	30,338,092.91	
	168,997,480.78	
	552,258,572.03	/

77

(1).

□ √

(2).

□ √

78

□ √

79

□ √

1

□ √

2

□ √

3

□ √

4

□ √

□ √

□ √

5

□ √

1

(1).

√ □

				(%)		
				100.00		
				75.00		
				45.00		

“ ”

75%

3,750,000.00

(2).

√ □

: :

	55.00	508,623.87		1,318,977.35

□ √

□ √

(3).

√ □

: :

	38,468,952.77	875,714.51	39,344,667.28	36,946,526.65		36,946,526.65	52,877,109.58	1,006,027.64	53,883,137.22	52,409,767.27		52,409,767.27

	142,018,644.49	924,770.68	924,770.68	3,649,935.13	308,827,673.55	677,611.00	677,611.00	812,001.89

(4).

□ √

(5).

□ √

□ √

2

□ √

3

√ □

(1).

√ □

: :

				(%)		
				10.00	10.00	

20% 20%

10% 11.11% 90%

2016 12

(2).

□ √

(3).

√ □

	/		/	
	306,799,532.71	306,799,532.71	233,672,710.87	233,672,710.87
	151,073,510.23	151,073,510.23	115,315,352.54	115,315,352.54
	457,873,042.94	457,873,042.94	348,988,063.41	348,988,063.41
	93,338,838.18	93,338,838.18	81,733,601.78	81,733,601.78
	93,338,838.18	93,338,838.18	81,733,601.78	81,733,601.78
	3,069,406.92	3,069,406.92	1,875,345.92	1,875,345.92
	361,464,797.84	361,464,797.84	265,379,115.71	265,379,115.71
	72,292,959.57	72,292,959.57		
--				
--				

--				
	283,275,000.00	283,275,000.00		
	186,395,321.86	186,395,321.86	159,630,936.12	159,630,936.12
	71,904,743.14	71,904,743.14	46,477,788.39	46,477,788.39
	71,904,743.14	71,904,743.14	46,477,788.39	46,477,788.39
	11,210,000.00	11,210,000.00		

(4).

□ √

(5).

□ √

(6).

□ √

(7).

□ √

(8).

□ √

4

□ √

5

□ √

6

□ √

√ □

1

1

2

(19)

1

2

3

4

3

	1	1-3	3-12	1-5	5
			150,000,000.00		

	23,365,159.36			23,365,159.36

2

√ □

3

□ √

4

□ √

5

□ √

6

□ √

7

□ √

8

□ √

9

□ √

1

√ □

				(%)	(%)
			16,000.00	15.72	15.72

2

√ □

1

3

√ □

3

□ √

□ √

4

√ □

2016 9.83%

5

(1).

/

√ □

		493,000.00	491,200.00

		51,469.90	
		50,000.00	
		50,000.00	
		6,000.00	

/

√ □

		2,792,605.50	2,865,780.00
		84,412.12	212,155.10
		1,575.00	
		95,865.00	98,455.00
		1,050.00	
		700.00	
		4,550.00	

□ √

(2).

/

□ √

/

□ √

/

□ √

/

□ √

(3).

□ √

□ √

□ √

(4).

√ □

	15,000.00	2016 4 19	2016 11 9	

□ √

□ √

(5).

□ √

(6).

□ √

(7).

√ □

	266.67	244.36

(8).

□ √

6

(1).

√ □

: :

		194,320.00	14,638.75	98,455.00	4,922.75
		5,419,570.50	270,978.53	3,582,225.00	179,111.25
		96,767.65	4,838.38	129,548.37	6,477.42
		881,301.00		500,000.00	

(2).

√ □

: :

		165,000.0	
		33,750,000.00	
		13,759.50	
		101,285.11	101,285.11

7

□ √

8

□ √

1

□ √

2

□ √

3

□ √

4

□ √

5

□ √

1

□ √

2

(1).

□ √

(2).

□ √

3

□ √

0

□ √

1

□ √

2

□ √

□ √

1

(1).

□ √

(2).

□ √

2

□ √

3

(1).

□ √

(2).

□ √

4

□ √

5

□ √

6

a)

√ □

1

3

√ □

	486,201,993.85	142,018,644.49	38,736,404.34	311,549.89	666,645,492.79
	83,091,283.86	136,129,167.88	26,989,259.09	3,348.97	246,206,361.86
	1,386,131,081.98	39,344,667.28	487,753,951.86	469,277,077.50	1,443,952,623.62
	313,022,765.31	36,946,526.65	26,107,174.81	5,897,124.00	370,179,342.77

□ √

□ √

7

□ √

1

(1).

√ □

		(%)		(%)			(%)		(%)	

	129,168,933.70	100.00	6,910,463.91	5.35						

□ √

□ √

(2).

0 295,855.80

□ √

(3).

√ □

	163,519.89

√ □

		58,884.00			
		13,027.42			
	/				

2

(1).

√ □

		(%)		(%)			(%)		(%)	
	12,781,722.88	97.71	1,211,968.08	9.48	11,569,754.80	51,525,432.88	99.42	2,929,237.82	5.69	48,596,195.06
	300,000.00	2.29	300,000.00	100.00		300,000.00	0.58	300,000.00	100.00	

,722.88

√ □

1			
1			
1	8,969,680.29	448,484.01	5%
1 2	1,368,770.91	136,877.09	10%
2 3	1,295,353.36	259,070.67	20%
3			
3 4	1,001,310.52	300,393.17	30%
4 5	61,607.60	24,643.04	40%
5	85,000.20	42,500.10	50%
	12,781,722.88	1,211,968.08	

□ √

□ √

(2).

0 1,586,590.28

□ √

(3).

√ □

	130,679.46

√ □

: :

		128,623.55			
	/	128,623.55	/	/	/

□ √

(4).

√ □

	5,135,534.43	4,358,644.38
	7,053,800.45	47,466,788.50
	892,388.00	
	13,081,722.88	51,825,432.88

(5).

√ □

				(%)	
		5,088,923.08	1	38.90	254,446.15
		2,303,146.00	1 1	17.61	331,839.60
		554,274.43	1 1	4.24	51,485.76
		500,000.00	1	3.82	25,000.00
		233,000.00	1	1.78	11,650.00
	/	8,679,343.51	/	66.35	674,421.51

(6).

□ √

(7).

□ √

(8).

□ √

□ √

3

√ □

	583,490,000.00	119,846,482.21	463,643,517.79	583,490,000.00	100,204,230.61	483,285,769.39

(2)

√ □

		283,275,000.00					11,210,000.00			272,065,000.00
		283,275,000.00					11,210,000.00			272,065,000.00
		283,275,000.00					11,210,000.00			272,065,000.00

4

√ □

	484,895,832.09	82,928,891.98	379,773,187.76	66,730,039.98
	1306161.76	162,391.88	1,218,461.54	223,820.91
	486,201,993.85	83,091,283.86	380,991,649.30	66,953,860.89

5

√ □

	0.00	186,476.53
	547,372.42	3,981,558.97
	436,173.09	
	983,545.51	4,168,035.50

1

√ □

	-363,709.21	
	333,500.00	—
	461,228.70	
	-1,752,393.12	
	4,598,981.73	
	-493,977.80	
	-9,786.69	
	2,773,843.61	

1 ——

1 ——

□ √

2

√ □

%

2017 4 5